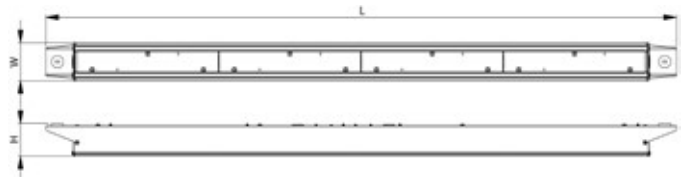


# GLIMMER Z LED

## Continuous Line and Batten Luminaire



<b>DESCRIPTION:</b>	<b>Mounted across cable trays batten LED luminaire</b> <b>Light distribution type:</b> direct <b>Optical system:</b> lenses <b>Housing:</b> zinc coated steel <b>Colour:</b> light grey
<b>GENERAL DATA:</b>	<b>Mains voltage:</b> 220-240V, 0/50-60Hz <b>LED lifetime, h:</b> 100000/L80B10 <b>SDCM:</b> 3 <b>Protection class IEC:</b> I <b>Ingress protection code:</b> IP23 <b>Mechanical impact resistance:</b> IK07 <b>Operating temperature range, °C:</b> ta 0...+40
<b>INSTALLATION:</b>	Across cable trays (adjustable mounting brackets included). Push-in terminal, 5x2x2.5mm <sup>2</sup>
<b>ENVIRONMENT:</b>	Indoor
<b>APPLICATION:</b>	Retail, hall, public place



PRODUCT	LENGTH, mm	WIDTH, mm	HEIGHT, mm	LUMINAIRE OUTPUT*, lm	SYSTEM POWER*, W	SYSTEM EFFICACY*, lm/W	CRI	CCT*, K	WEIGHT, kg
GLIMMER Z LED 1x5550 G634 T840 L75 HSB	1606-2446	75	80	5523	30,0	184	80+	4000	4,4
GLIMMER Z LED 1x6600 G635 T840 L75 HSB	1606-2446	75	80	6567	35,9	183	80+	4000	4,4
GLIMMER Z LED 1x7600 G636 T840 L75 HSB	1606-2446	75	80	7554	41,6	181	80+	4000	4,4
GLIMMER Z LED 1x6950 G637 T840 L75 HSB	1906-2746	75	80	6904	36,7	188	80+	4000	4,6
GLIMMER Z LED 1x8250 G638 T840 L75 HSB	1906-2746	75	80	8209	44,4	185	80+	4000	4,6
GLIMMER Z LED 1x9450 G639 T840 L75 HSB	1906-2746	75	80	9442	51,5	183	80+	4000	4,6
GLIMMER Z LED 1x11050 G640 T840 L75 HSB	2746-3586	75	80	11046	58,1	190	80+	4000	5,0
GLIMMER Z LED 1x13150 G641 T840 L75 HSB	2746-3586	75	80	13134	70,3	187	80+	4000	5,0
GLIMMER Z LED 1x15150 G642 T840 L75 HSB	2746-3586	75	80	15108	82,4	183	80+	4000	5,0
GLIMMER Z LED 1x13850 G643 T840 L75 HSB	3260-4100	75	80	13808	72,7	190	80+	4000	5,4
GLIMMER Z LED 1x16450 G644 T840 L75 HSB	3260-4100	75	80	16418	87,0	189	80+	4000	5,4
GLIMMER Z LED 1x18900 G645 T840 L75 HSB	3260-4100	75	80	18884	101,9	185	80+	4000	5,4


\*Tolerance range for optical and electrical data: ±10%. Values apply to an ambient temperature of 25°C. The manufacturer is constantly developing and improving its products. The right is reserved to change any product specifications without prior notification

**OPTIONS AVAILABLE ON REQUEST:**


LED	REFLECTOR AND OPTICS	CONTROL GEAR	EMERGENCY	CONNECTION	OTHER
T830	L30	DALI <sup>1</sup>	EM3 <sup>2</sup>	L1	HSB
T840	L40x75	BLT	EM3A <sup>2</sup>	L2	
T930	L75	KRBLT	EM3D <sup>2</sup>	L3	
T940	L75W	KRBLT DALI		2G	
	L90W				
	L1A18				
	L2A25				

- 1 Minimum dimming level for models: G640; G641; G642; G643; G644; G645 is 1%. For other models - 10%
- 2 Operating temperature range for Luminaires with EM option, °C: ta 0... +35


**L30**



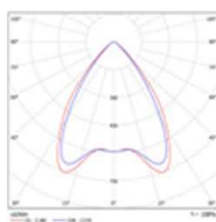
**L40x75**




**L75**




**L75W**



**L90W**



**L1A18**



**L2A25**

