


LUMO T LED

Spotlights



DESCRIPTION:	Track mounted linear LED luminaire Light distribution type: direct Optical system: lenses Housing: steel Colour: white, RAL9003S; light grey, RAL7035S; black, RAL9005S
GENERAL DATA:	Mains voltage: 220-240V, 0/50-60Hz LED lifetime, h: 100000/L80B10 SDCM: 3 Protection class IEC: I Ingress protection code: IP20 Mechanical impact resistance: IK02 Operating temperature range, °C: ta 0...+35
INSTALLATION:	In 3-phase track. Track adaptor (3-phase + N) with phase selector
ENVIRONMENT:	Indoor
APPLICATION:	Retail, showroom, exhibition, public place



PRODUCT	LENGTH, mm	WIDTH, mm	HEIGHT, mm	LUMINAIRE OUTPUT*, lm	SYSTEM POWER*, W	SYSTEM EFFICACY*, lm/W	CRI	CCT*, K	WEIGHT, kg
LED1x8300 J188 T840 L75	575	136	54	8285	44,1	188	80+	4000	2,0
LUMO T LED1x11350 J189 T840 L75	575	136	54	11331	61,8	183	80+	4000	2,0

*Tolerance range for optical and electrical data: ±10%. Values apply to an ambient temperature of 25°C. The manufacturer is constantly developing and improving its products. The right is reserved to change any product specifications without prior notification


OPTIONS AVAILABLE ON REQUEST:

LED	REFLECTOR AND OPTICS	CONTROL GEAR	COLOUR
T830	L30	DALI ¹	RAL ²
T840	L40x75	BLT	
	L75	KRBLT	
	L75W	KRBLT DALI	
	L90W		
	L100		
	L1A18		
	L2A25		


¹ For this model DALI option is not compatible with switch-control dimming functionality

² Standard tracks and adapters RAL colours: RAL9010, RAL9005, RAL7035


L30



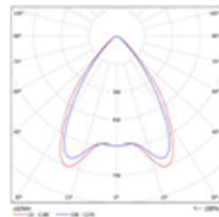
L40x75




L75




L75W




L90W



L100



L1A18



L2A25

